



PRODUCT OVERVIEW

MAZDA RX-7 FD

MAKE / MODEL: MAZDA RX-7 FD

ENGINE: 13B


ENGINE SIZE / CONFIG: 1.3L TWIN TURBO

YEAR RANGE: 1992-2002



Xtreme Clutch Mazda RX-7 FD Range

The iconic Mazda RX-7 is one of the best tuning platforms available and is ideal for high performance engine upgrades. Xtreme Clutch offers a wide range of clutch kits for these vehicles including everything from single plate street upgrades to multi plate racing kits. Offering the highest quality and performance, Xtreme Clutch has your RX-7 clutch solution.



Kit Pictured: KMZ24002-1A

Heavy Duty Clutch Recommended Applications

Street



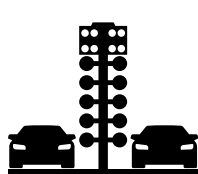
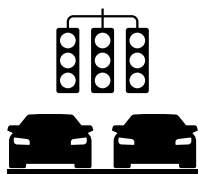
Track

Drag

Time Attack

Drift

Rally



Xtreme Clutch performance upgrades are designed & engineered to ensure the highest quality, performance & reliability. Each range is individually tailored to suit various vehicle uses, performance goals & durability, meaning Xtreme Clutch can offer the ultimate performance package for your vehicle.

Want more info on all our products, please visit www.xtremeclutch.eu


Find us on Facebook



Find us on YouTube



TURN OVER FOR
KIT INFORMATION



AUSTRALIAN CLUTCH SERVICES

WWW.XTREMECLUTCH.EU

CLUTCHPRO

XTREME

XTREME

AG CLUTCH

CLUTCHPRO

CLUTCHPRO



PRODUCT OVERVIEW

MAZDA RX-7 FD

KIT TYPE

PART NO.

INFORMATION

DESIGNED FOR

STANDARD KIT

	KMZ24002	PLATE DIMENSIONS: 236x23x26mm	FLYWHEEL STEP: +0.5mm	Standard road replacement
--	-----------------	-------------------------------	-----------------------	---------------------------

STAGE 1

STAGE 1 HEAVY DUTY ORGANIC	KMZ24002-1A	Heavy duty pressure plate, sprung organic friction disc and thrust bearing	Clamping Force: 40% increase Peak Torque Capacity: 480Nm	Street use in vehicles with performance modifications
-----------------------------------	--------------------	--	---	---

STAGE 2

STAGE 2 SPRUNG CERAMIC	KMZ24002-1B	Heavy duty pressure plate, sprung ceramic friction disc and thrust bearing	Clamping Force: 40% increase Peak Torque Capacity: 730Nm	Track use in vehicles with minor performance modifications, minor street use
STAGE 2 CUSHIONED CERAMIC	KMZ24002-1C	Heavy duty pressure plate, cushioned ceramic friction disc and thrust bearing	Clamping Force: 40% increase Peak Torque Capacity: 730Nm	Track use in vehicles with minor performance modifications, minor street use
STAGE 2 EXTRA HEAVY DUTY CERAMIC	KMZ24002-1R	Extra heavy duty pressure plate, sprung ceramic paddle style friction disc and thrust bearing	Clamping Force: 100% increase Peak Torque Capacity: 1010Nm	Track use in high horsepower vehicles

STAGE 3

STAGE 3 CARBON	KMZ24002-1P	Extra heavy duty pressure plate, rigid carbon friction disc and thrust bearing	Clamping Force: 100% increase Peak Torque Capacity: 920Nm	Track Use where a very high heat capacity is required
-----------------------	--------------------	--	--	---

MULTI-PLATE

185MM TWIN PLATE CERAMIC	KMZ18680-2E	Lightweight alloy cover, 2 x rigid ceramic friction discs, lightweight chromoly flywheel	Peak Torque Capacity: 1220Nm	Track Use where high heat capacity and torque capacity is required but where engine response is critical.
200MM SPRUNG TWIN PLATE CERAMIC	KMZ20680-2B	Lightweight 200mm race clutch with pull to push conversion. Includes all components required for conversion inc. CSC, Spacers & Braided Lines. Sprung discs for improved dampening.	Peak Torque Capacity: 1200Nm	Track Use in high horsepower vehicles where a high heat capacity is required.
200MM TWIN PLATE CERAMIC	KMZ20680-2E	Lightweight 200mm race clutch with rigid friction discs and pull to push conversion. Includes all components required for conversion inc. CSC, Spacers & Braided Lines.	Peak Torque Capacity: 1200Nm	Track Use in high horsepower vehicles where a high heat capacity is required.

To see the complete range and further information, please visit our online catalogue

Hydraulics & Accessories

Xtreme Clutch also offers a wide range of accessories for the RX-7 such as master cylinders, slave cylinders, bearings, counterweights and aluminium flywheels. For more information, please visit the online catalogue at www.xtremeclutch.eu or contact our friendly sales team

All Xtreme Clutch Kits include a thrust bearing, spigot bearing and alignment tool.

Where Components Applicable

PM-BS-FORD-COYOTE-1



AUSTRALIAN CLUTCH SERVICES



Thrust bearing



Spigot bearing



Alignment tool

WWW.XTREMECLUTCH.EU

CLUTCHPRO

XTREME

OUTBACK

AG CLUTCH

CLUTCHPRO

CLUTCHPRO