



PRODUCT OVERVIEW

Mazda RX-8

MAKE / MODEL: Mazda RX-8

ENGINE: 13B

ENGINE SIZE / CONFIG: 1.3L ROTARY

YEAR RANGE: 2003-2012

TRANSMISSION: 6SPD



Kit Pictured: KMZ20581-2E

Xtreme Clutch Mazda RX-8 Range

The Mazda RX-8 is a highly popular platform for performance modifications and as a result, Xtreme Clutch has developed a range of performance upgrades to suit everything from daily driven, lightly modified street vehicles through to dedicated motorsport applications.

Heavy Duty Clutch Recommended Applications

Street


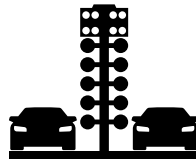
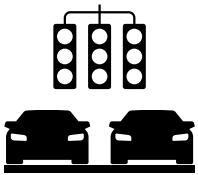
Track

Drag

Time Attack

Drift

Rally



Xtreme Clutch performance upgrades are designed & engineered to ensure the highest quality, performance & reliability. Each range is individually tailored to suit various vehicle uses, performance goals & durability, meaning Xtreme Clutch can offer the ultimate performance package for your vehicle.

Want more info on all our products, please visit www.xtremeclutch.eu


Find us on Facebook



Find us on YouTube



TURN OVER FOR
KIT INFORMATION



AUSTRALIAN CLUTCH SERVICES

WWW.XTREMECLUTCH.EU

CLUTCHPRO

XTREME CLUTCH

XTREME OUTBACK

AG CLUTCH

CLUTCHPRO

CLUTCHPRO



PRODUCT OVERVIEW

Mazda RX-8

MAKE / MODEL: Mazda RX-8

ENGINE: 13B

ENGINE SIZE / CONFIG: 1.3L ROTARY

YEAR RANGE: 2003-2012

TRANSMISSION: 6SPD



KIT TYPE	PART NO.	NOTES	PEAK TORQUE	DESIGNED FOR
STAGE 1,2,3				
STAGE 1	KMZ24005-1A	Heavy duty pressure plate (30% increase in clamping force), sprung organic friction disc, thrust bearing, spigot bearing & alignment tool.	450 Nm	Street use in vehicles with performance modifications
STAGE 2	KMZ24005-1B	Heavy duty pressure plate (30% increase in clamping force), sprung ceramic friction disc, thrust bearing, spigot bearing & alignment tool.	670 Nm	Track use in vehicles with minor performance modifications, minor street use
	KMZ24005-1C	Heavy duty pressure plate (30% increase in clamping force), cushioned ceramic friction disc, thrust bearing, spigot bearing & alignment tool.	670 Nm	Track use in vehicles with minor performance modifications, minor street use
	KMZ24005-1R	Extra heavy duty pressure plate (95% increase in clamping force), sprung ceramic friction disc, thrust bearing, spigot bearing & alignment tool.	900 Nm	Track use in high horsepower vehicles
STAGE 3	KMZ24005-1P	Extra heavy duty pressure plate (95% increase in clamping force), rigid carbon friction disc, thrust bearing, spigot bearing & alignment tool.	820 Nm	Track Use where a very high heat capacity is required
MULTI-PLATE				
184MM TWIN SOLID CERAMIC	KMZ18522-2EL	Lightweight alloy cover, 2 x 184mm rigid ceramic friction discs, lightweight chromoly flywheel, thrust bearing, bolts and metal alignment tool.	1220 Nm	Track Use where high heat capacity and torque capacity is required but where engine response is critical.
200MM TWIN SOLID CERAMIC	KMZ20581-2E	Lightweight alloy cover, 2 x 200mm rigid ceramic friction discs, lightweight chromoly flywheel (counterweight included), thrust bearing, bolts and metal alignment tool.	1200 Nm	Track Use in high horsepower vehicles where a high heat capacity is required.

To see the complete range and further information, please visit our online catalogue

Hydraulics & Accessories

Xtreme Clutch also offers a wide range of accessories and hydraulics including master cylinders, slave cylinders and installation tools. For more information, please visit the online catalogue at www.xtremeclutch.eu or contact our friendly sales team. Alternatively, please contact your local Xtreme Clutch distributor.



PM-VS-MAZ-RX8-1



WWW.XTREMECLUTCH.EU

